




TIFAS® M-Lock blind rivets



A high-strength blind rivet that remains snug even under dynamic load. Holes can be prepared to ensure joints are water and airtight. The mandrel always breaks flush, even when materials of varying strengths and thicknesses are present within the grip range. The blind side footprint is minimal. The gripping area is large. Also available in A4 stainless steel.

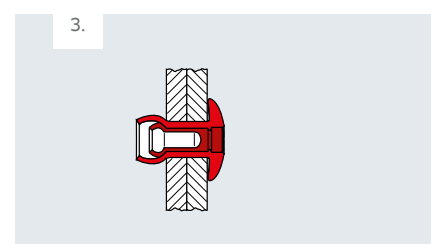
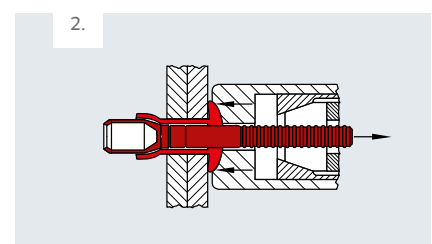
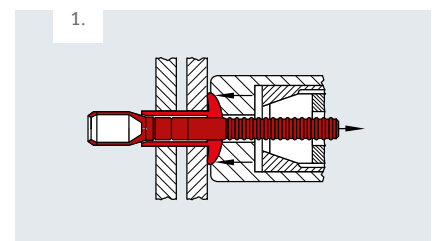


Applications

- General industry
- Automotive industry
- Construction industry
- Bodywork and vehicle manufacture

Benefits at a glance

- Universal use
- The mandrel draws itself into the sleeve, causing the sleeve to widen and completely fill the bore hole; ideal for dynamic loads.
- Mandrel always breaks off flush at the snap head
- Large grip range
- The securely fitting mandrel makes for vibration-resistant applications
- Combines various materials such as metals and plastics
- Quick and secure installation
- Permanent secure fixing
- Heatless installation means component will not warp.
- Eliminates extensive refinishing





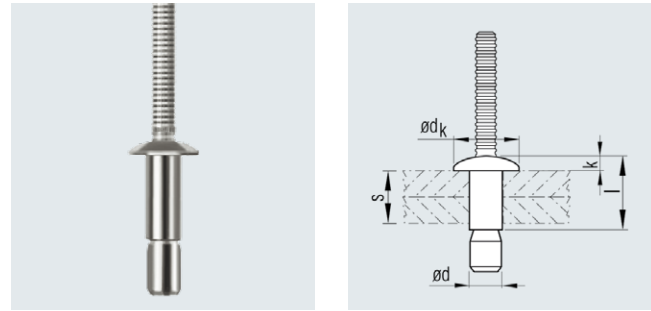
TIFAS® M-Lock blind rivets

Truss head

Material

Sleeve
Steel SAE 1006/1020M,
galvanised, passivated

Mandrel
Steel AISI 10B21,
galvanised, passivated



Nominal \varnothing d [mm]	Bore \varnothing [mm]	Grip range s [mm]	Blind sleeve l ± 0.3 [mm]	Blind rivet head		Nominal strength at break*		Article No.
				\varnothing dk ± 0.4 [mm]	Height k ± 0.3 [mm]	Shear N	Tensile N	
4.8	4.9 - 5.1	1.6 - 6.9	10.5	9.8	2.1	5780	4440	415 810 001
		5.4 - 11.1	14.5	9.8	2.1	5780	4440	415 811 001
		1.6 - 11.1	14.5	9.8	2.1	5780	4440	415 812 001
6.4	6.6 - 6.9	2.0 - 9.5	14.2	13.0	2.8	10790	8220	415 820 001
		8.9 - 15.9	20.5	13.0	2.8	10790	8220	415 821 002
		2.0 - 15.9	20.5	13.0	2.8	10790	8220	415 822 001

* Strengths at break relate to rivet failure.

Other designs available on request.



TIFAS® M-Lock blind rivets

Countersunk 100°

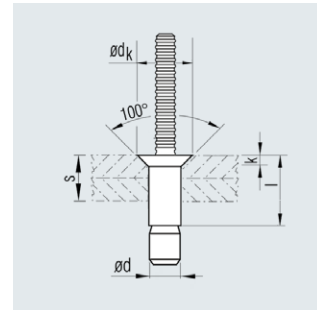
Material

Sleeve

Steel SAE 1006/1020M,
galvanised, passivated

Mandrel

Steel AISI 10B21,
galvanised, passivated



Nominal \varnothing d [mm]	Bore \varnothing [mm]	Grip range s [mm]	Blind sleeve l ± 0.3 [mm]	Blind rivet head		Nominal strength at break*		Article No.
				\varnothing dk ± 0.3 [mm]	Height k ± 0.3 [mm]	Shear N	Tensile N	
4.8	4.9 - 5.1	3.2 - 8.4	12.3	8.6	1.8	5780	4220	415 850 001
		7.8 - 12.7	16.6	8.6	1.8	5780	4220	415 851 001
6.4	6.6 - 6.9	4.1 - 12.1	16.7	10.0	2.0	11280	8900	415 860 001
		10.5 - 18.4	23.0	10.0	2.0	11280	8900	415 861 001

* Strengths at break relate to rivet failure.

Other designs available on request.



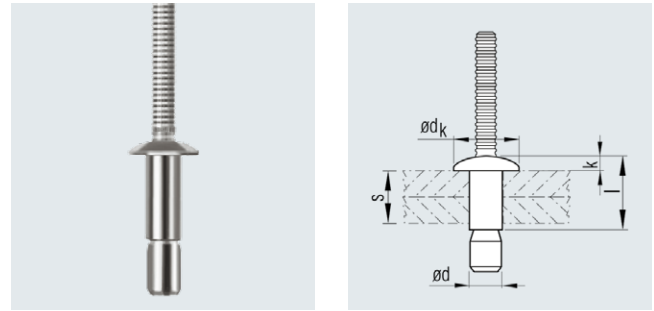
TIFAS® M-Lock blind rivets

Truss head

Material

Sleeve
Aluminium AA 5056,

Mandrel
Aluminium AA 7075,



Nominal \varnothing d [mm]	Bore \varnothing [mm]	Grip range s [mm]	Blind sleeve $l \pm 0.3$ [mm]	Blind rivet head		Nominal strength at break*		Article No.
				\varnothing $d_k \pm 0.4$ [mm]	Height $k \pm 0.3$ [mm]	Shear N	Tensile N	
4.8	4.9 - 5.1	1.6 - 6.9	10.5	9.8	2.1	2690	2220	415 830 001
		5.4 - 11.1	14.5	9.8	2.1	2690	2220	415 831 001
		1.6 - 11.1	14.5	9.8	2.1	2690	2220	415 832 001
6.4	6.6 - 6.9	2.0 - 9.5	14.2	13	2.8	5780	3900	415 840 001
		8.9 - 15.9	20.5	13	2.8	5780	3900	415 841 901
		2.0 - 15.9	20.5	13	2.8	5780	3900	415 842 001

* Strengths at break relate to rivet failure.

Other designs available on request.



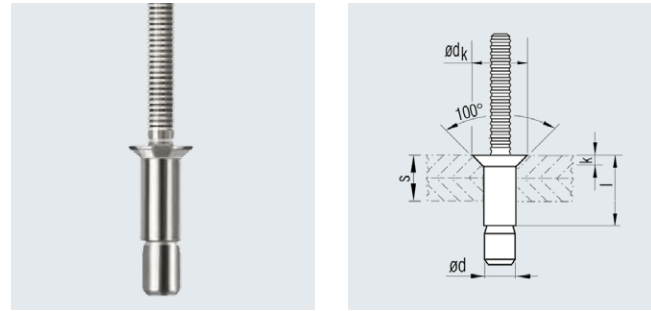
TIFAS® M-Lock blind rivets

Countersunk 100°

Material

Sleeve
Aluminium AA 5056,

Mandrel
Aluminium AA 7075,



Nominal \varnothing d [mm]	Bore \varnothing [mm]	Grip range s [mm]	Blind sleeve l ± 0.3 [mm]	Blind rivet head		Nominal strength at break*		Article No.
				\varnothing dk ± 0.3 [mm]	Height k ± 0.3 [mm]	Shear N	Tensile N	
4.8	4.9 - 5.1	3.2 - 8.4	12.3	8.5	1.8	3110	2220	415 870 901
		7.8 - 12.7	16.6	8.5	1.8	3110	2220	415 871 901
6.4	6.6 - 6.9	4.1 - 12.1	16.7	10.0	2.0	5780	3950	415 880 901
		10.5 - 18.4	23.0	10.0	2.0	5780	3950	415 881 901

* Strengths at break relate to rivet failure.

Other designs available on request.



TIFAS® M-Lock blind rivets

Truss head

Material

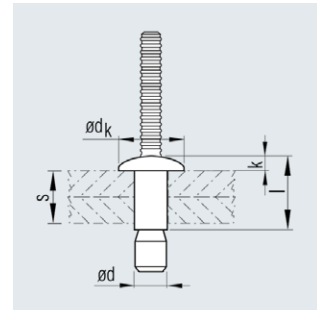
Sleeve

Stainless steel AISI 304CU,
passivated



Mandrel

Stainless steel AISI 304
passivated



Nominal \varnothing d [mm]	Bore \varnothing [mm]	Grip range s [mm]	Blind sleeve l ± 0.3 [mm]	Blind rivet head \varnothing dk ± 0.4 [mm]	Height k ± 0.3 [mm]	Nominal strength at break*		Article No.
						Shear N	Tensile N	
4.8	4.9 - 5.1	1.6 - 6.9	10.5	9.8	2.1	5780	4200	415 910 001
		5.4 - 11.1	14.5	9.8	2.1	5780	4200	415 911 001
6.4	6.6 - 6.9	2.0 - 9.5	14.2	13.0	2.8	11100	8800	415 920 001
		8.9 - 15.9	20.5	13.0	2.8	11100	8800	415 921 001

* Strengths at break relate to rivet failure.

Other designs available on request.



TIFAS® M-Lock blind rivets

Countersunk 100°

Material

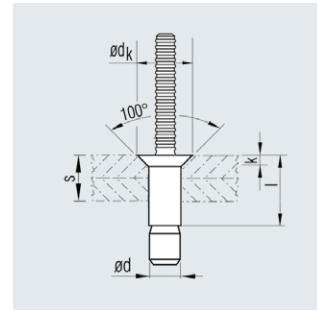
Sleeve

Stainless steel AISI 302/304,
passivated



Mandrel

Stainless steel AISI 305/304



Nominal \varnothing d [mm]	Bore \varnothing [mm]	Grip range s [mm]	Blind sleeve l ± 0.3 [mm]	Blind rivet head		Nominal strength at break*		Article No.
				\varnothing dk ± 0.3 [mm]	Height k ± 0.3 [mm]	Shear N	Tensile N	
4.8	4.9 - 5.1	3.2 - 8.4	12.3	8.6	1.8	5780	4210	415 950 001
		7.8 - 12.7	16.5	8.6	1.8	5780	4210	415 951 001
6.4	6.6 - 6.9	4.1 - 12.1	16.7	10.0	2.0	11120	8890	415 960 001
		10.6 - 18.4	23.0	10.0	2.0	11120	8890	415 961 001

* Strengths at break relate to rivet failure.

Other designs available on request.

TIFAS® M-Lock blind rivets



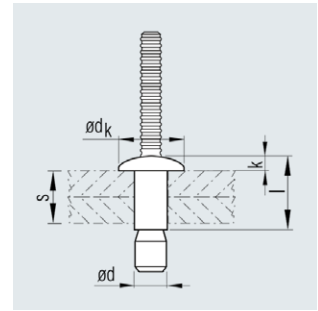
Truss head

Material

Sleeve
Stainless steel A4



Mandrel
Stainless steel A4



Nominal \varnothing d [mm]	Bore \varnothing [mm]	Grip range s [mm]	Blind sleeve l ± 0.3 [mm]	Blind rivet head		Nominal strength at break*		Article No.
				\varnothing dk ± 0.3 [mm]	Height k ± 0.3 [mm]	Shear N	Tensile N	
4.8	4.9 - 5.1	1.6 - 6.9	10.5	9.8	2.1	5780	4200	415 970 000
		5.4 - 11.1	14.5	9.8	2.1	5780	4440	415 971 000
		1.6 - 11.1	14.5	9.8	2.1	5780	4440	415 972 000
6.4	6.6 - 6.9	2.0 - 9.5	14.2	13.0	2.8	10790	8220	415 975 000
		8.9 - 15.9	20.5	13.0	2.8	10790	8220	415 976 000
		2.0 - 15.9	20.5	13.0	2.8	10790	8220	415 977 000

* Strengths at break relate to rivet failure.

Other designs available on request.



TIFAS® M-Lock blind rivets

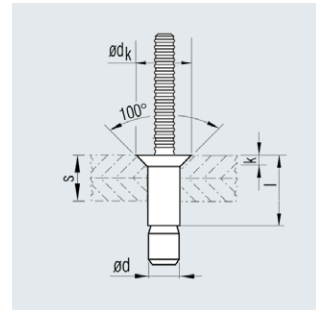
Countersunk 100°

Material

Sleeve
Stainless steel A4



Mandrel
Stainless steel A4



Nominal \varnothing d [mm]	Bore \varnothing [mm]	Grip range s [mm]	Blind sleeve l +1.0 -0.2 [mm]	Blind rivet head		Nominal strength at break*		Article No.
				\varnothing dk ± 0.3 [mm]	Height k ± 0.3 [mm]	Shear N	Tensile N	
4.8	4.9 - 5.1	3.2 - 8.4	12.3	8.6	1.8	6200	4700	415 980 000
		7.8 - 12.7	16.6	8.6	1.8	6200	4700	415 981 000
6.4	6.6 - 6.9	4.1 - 12.1	16.7	10.0	2.0	11700	8900	415 985 000
		10.5 - 18.4	23.0	10.0	2.0	11700	8900	415 986 000

* Strengths at break relate to rivet failure.

Other designs available on request.