




TIBULB® blind rivets



TIBULB® fasteners are high-strength blind rivets with a large blind side footprint designed for industrial use. They are typically used in truck and trailer construction, bus and carriage construction, tool building and mechanical engineering as well as other areas where high-strength, reliable fastener systems are required.

The outstanding features of TIBULB® blind rivets are their double-locking system and the securely fitting mandrel. The large footprint makes them especially ideal for use on thin sheeting. They offer very high shear and tensile strengths as a result of the high-strength supporting mandrel. The spent mandrel is always securely retained.





TIBULB® A4 stainless steel blind rivets

In keeping with the trend towards increasingly better-quality materials and finishes, TIBULB® blind rivets are now available in A4 stainless steel. Although this version is especially used in plant and container construction, they are also put to use in marine applications, in shipyards, or in areas of power stations where safety is a major concern.

Benefits at a glance

- Securely fitted mandrel for extremely high shear and tensile strength
- Vibration resistant
- Large blind side footprint, especially suited to thinner materials
- Dustproof and splashproof
- Dual mandrel retention
- High clamp force
- The spent mandrel is securely retained and rattle-free
- Universal use
- Combines various materials such as metals and plastics
- Quick and secure installation
- Permanent secure fixing
- Heatless installation means component will not warp
- Eliminates extensive refinishing

Delivery types

Head type:	truss head
	large truss head
	countersunk
Material:	steel
	aluminium
	A2 stainless steel
	A4 stainless steel

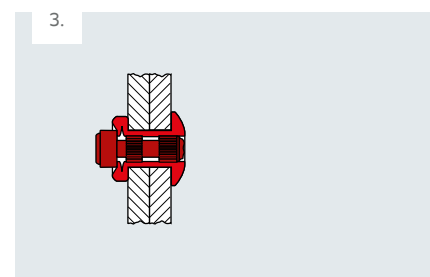
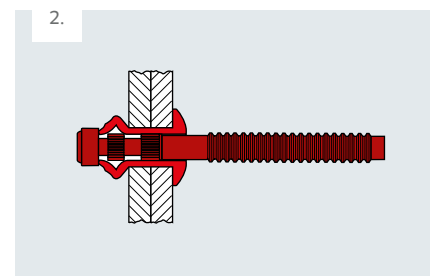
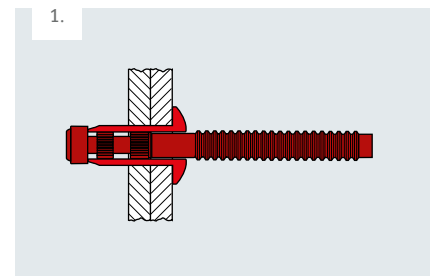
Sample applications

The areas of application and therefore the demand for TIBULB® blind rivets have grown steadily over the past years. This is because the demands that industry places on quality and workmanship have risen in equal measure.

- Marine applications (onshore & offshore, coupled with TIFAS cup-type and M-Lock blind rivets)
- Power stations (coupled with TIFAS® cup-type and M-Lock blind rivets)
- Food industry
- Pharmaceutical industry
- General industry
- Steel construction and mechanical engineering
- Automotive industry
- Tank and apparatus construction
- Bodywork and vehicle manufacture
- Construction industry

Installation

For best installation results with TIBULB® blind rivets, we recommend using the RL60 IHV rivet installation tool (Further details available in Tool Catalogue 10056)



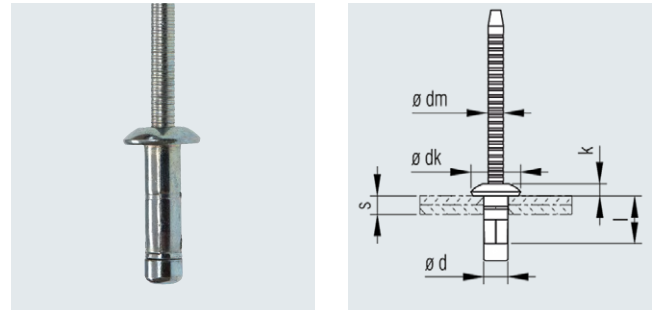


TIBULB® blind rivets

Truss head

Material

Sleeve: Steel SAE 1006, galvanised, passivated
 Mandrel: Steel SAE 1015/1022, galvanised, passivated



Nominal \varnothing d [mm]	Bore \varnothing [mm]	Grip range s [mm]	Blind sleeve l ± 0.3 [mm]	Blind rivet head		Mandrel \varnothing dm nom. [mm]	Nominal strength at break*		Article No.
				\varnothing dk ± 0.3 [mm]	Height k ± 0.2 [mm]		Shear [N]	Tensile [N]	
4.8	4.9 - 5.1	1.5 - 3.5	9.0	9.8	2.2	3.0	4500	3500	413 010 900
		3.5 - 6.0	11.5	9.8	2.2	3.0	5980	3500	413 011 900
		6.0 - 8.5	14.0	9.8	2.2	3.0	6270	3500	413 012 900
		8.5 - 11.0	16.5	9.8	2.2	3.0	6270	3500	413 013 900
		11.0 - 13.5	19.0	9.8	2.2	3.0	6270	3500	413 014 900
6.4	6.6 - 6.7	1.5 - 3.5	9.0	13.0	3.0	4.2	6860	6475	413 019 900
		2.8 - 4.8	10.5	13.0	3.0	4.2	9220	6475	413020 900
		3.4 - 5.4	11.1	13.0	3.0	4.2	9220	6475	413 018 900
		4.8 - 6.8	12.5	13.0	3.0	4.2	10200	6475	413 021 900
		6.8 - 8.8	14.5	13.0	3.0	4.2	11100	6475	413 022 900
		8.8 - 10.8	16.5	13.0	3.0	4.2	11100	6475	413 023 900
		10.8 - 12.8	18.5	13.0	3.0	4.2	11100	6475	413 024 900
		12.8 - 14.8	20.5	13.0	3.0	4.2	11100	6475	413 025 900
		14.8 - 16.8	22.5	13.0	3.0	4.2	11100	6475	413 026 001
		16.8 - 18.8	24.5	13.0	3.0	4.2	11100	6475	413 027 900
		18.8 - 20.8	26.5	13.0	3.0	4.2	11100	6475	413 028 900
22.8 - 24.8	30.5	13.0	3.0	4.2	11100	6475	413 029 900		
7.8	8.0 - 8.3	4.0 - 7.0	13.5	16.0**	3.7***	5.1	13800	9120	413 080 900
		7.0 - 10.0	16.5	16.0**	3.7***	5.1	15650	9120	413 081 900
		10.0 - 13.0	19.5	16.0**	3.7***	5.1	15650	9120	413 082 900
		13.0 - 16.0	22.5	16.0**	3.7***	5.1	15650	9120	413 084 900

* Strengths at break relate to rivet failure

** Tolerance: $\pm 0,4$

*** Tolerance: $\pm 0,3$

Other designs available on request.

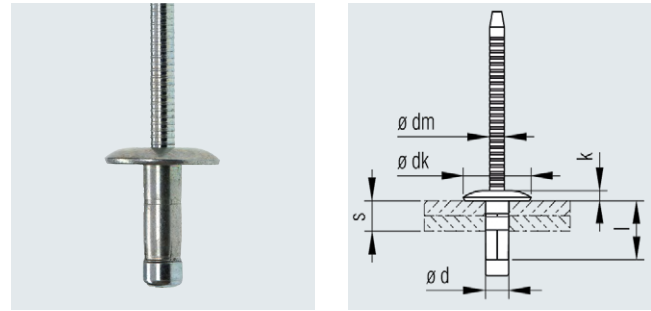
TIBULB® blind rivets



Large truss head

Material

Sleeve: Steel SAE 1006, galvanised, passivated
Mandrel: Steel SAE 1015/1022, galvanised, passivated



Nominal \varnothing d [mm]	Bore \varnothing [mm]	Grip range s [mm]	Blind sleeve l ± 0.3 [mm]	Blind rivet head		Mandrel \varnothing dm nom. [mm]	Nominal strength at break*		Article No.
				\varnothing dk ± 0.3 [mm]	Height k ± 0.2 [mm]		Shear [N]	Tensile [N]	
4.8	4.9 - 5.1	3.5 - 6.0	11.5	14.0	2.0	3.0	5590	3500	413 037 900
6.4	6.6 - 6.7	6.8 - 8.8	14.5	19.0**	3.0***	4.2	11100	6475	413 043 900
		8.8 - 10.8	16.5	19.0**	3.0***	4.2	11100	6475	413 044 900

* Strengths at break relate to rivet failure

** Tolerance: ± 0.4

*** Tolerance: ± 0.3

Other designs available on request.

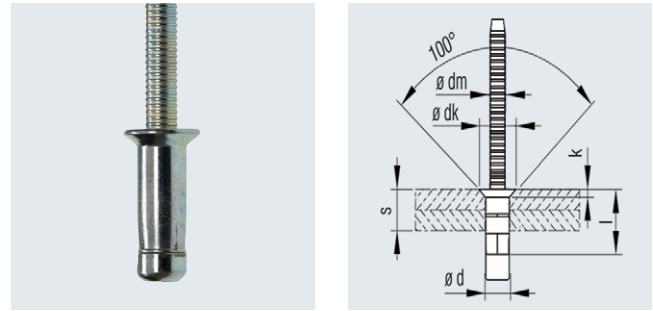


TIBULB® blind rivets

Countersunk 100°

Material

<p>Sleeve: Steel SAE 1006, galvanised, passivated</p>	<p>Mandrel: Steel SAE 1015/1022, galvanised, passivated</p>
--	--



Nominal \varnothing d [mm]	Bore \varnothing [mm]	Grip range s [mm]	Blind sleeve l ± 0.3 [mm]	Blind rivet head		Mandrel \varnothing dm nom. [mm]	Nominal strength at break*		Article No.
				\varnothing dk ± 0.3 [mm]	Height k ± 0.2 [mm]		Shear [N]	Tensile [N]	
6.4	6.6 - 6.7	3.8 - 5.8	11.5	10.0	2.0	4.2	5390	5400	413 220 900
		5.7 - 7.8	13.5	10.0	2.0	4.2	7350	5400	413 058 900
		7.8 - 9.5	15.5	10.0	2.0	4.2	9300	5400	413 222 900
		9.8 - 11.8	17.5	10.0	2.0	4.2	10300	5400	413 223 900
		11.8 - 13.8	19.5	10.0	2.0	4.2	10300	5400	413 225 900

* Strengths at break relate to rivet failure

Other designs available on request.

TIBULB® blind rivets

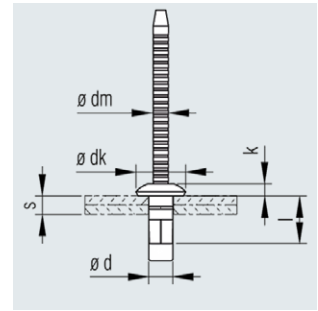


Truss head

Material

Sleeve:
Aluminium AlMg 2.5

Mandrel:
Aluminium AlMg 5.0/6.0



Nominal \varnothing d [mm]	Bore \varnothing [mm]	Grip range s [mm]	Blind sleeve l ± 0.3 [mm]	Blind rivet head		Mandrel \varnothing dm nom. [mm]	Nominal strength at break*		Article No.
				\varnothing dk ± 0.3 [mm]	Height k ± 0.2 [mm]		Shear [N]	Tensile [N]	
4.8	4.9 - 5.1	3.5 - 6.0	11.5	9.6	2.3	3.0	2550	1660	413 059 000
6.4	6.6 - 6.7	2.4 - 4.8	10.5	13.0	3.0	4.2	4100	3400	413 060 000
		4.8 - 6.8	12.5	13.0	3.0	4.2	4500	3400	413 061 000
		6.8 - 8.8	14.5	13.0	3.0	4.2	4900	3400	413 062 000
		8.8 - 10.8	16.5	13.0	3.0	4.2	4900	3400	413 063 000
		10.8 - 12.8	18.5	13.0	3.0	4.2	4900	3400	413 064 000
		12.8 - 14.8	20.5	13.0	3.0	4.2	4900	3400	413 065 000

* Strengths at break relate to rivet failure

Other designs available on request.



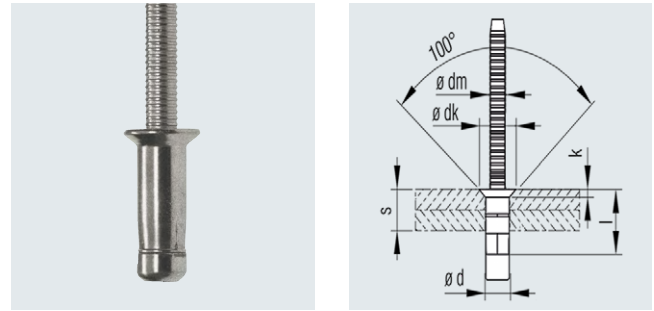
TIBULB® blind rivets

Countersunk 100°

Material

Sleeve:
 Aluminium AlMg 2.5

Mandrel:
 Aluminium AlMg 5.0/6.0



Nominal \varnothing d [mm]	Bore \varnothing [mm]	Grip range s [mm]	Blind sleeve l ±0.3 [mm]	Blind rivet head		Mandrel \varnothing dm nom. [mm]	Nominal strength at break*		Article No.
				\varnothing dk ±0.3 [mm]	Height k ±0.2 [mm]		Shear [N]	Tensile [N]	
6.4	6.6 - 6.8	5.8 - 7.8	13.5	10.0	2.0	4.2	3700	2900	413 066 000

* Strengths at break relate to rivet failure

Other designs available on request.

TIBULB® blind rivets

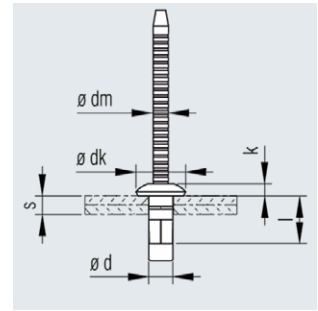


Truss head

Material

Sleeve:
Stainless steel A2
AISI 304 Cu

Mandrel:
Stainless steel A2
AISI 304



Nominal \varnothing d [mm]	Bore \varnothing [mm]	Grip range s [mm]	Blind sleeve l +0.6 -0.3 [mm]	Blind rivet head		Mandrel \varnothing dm nom. [mm]	Nominal strength at break*		Article No.
				\varnothing dk ± 0.2 [mm]	Height k ± 0.2 [mm]		Shear [N]	Tensile [N]	
4.8	4.9 - 5.1	1.5 - 3.5	9.0	9.8	2.2	3.0	6000	5000	413 096 000
		3.5 - 6.0	11.5	9.8	2.2	3.0	6850	5000	413 097 000
		6.0 - 8.5	14.0	9.8	2.2	3.0	6850	5000	413 099 000
		8.5 - 11.0	16.5	9.8	2.2	3.0	6850	5000	413 086 000
		11.0 - 13.0	19.0	9.8	2.2	3.0	6850	5000	413 098 000
6.4	6.6 - 6.7	2.0 - 4.5	10.5	13.0	3.0	4.2	13700	83000	413 090 000
		4.0 - 6.5	12.5	13.0	3.0	4.2	14500	83000	413 091 000
		5.0 - 8.5	14.5	13.0	3.0	4.2	14500	83000	413 092 000
		7.0 - 10.5	16.5	13.0	3.0	4.2	14500	83000	413 093 000
		9.0 - 12.5	18.5	13.0	3.0	4.2	14500	83000	413 094 000
		11.0 - 14.0	20.5	13.0	3.0	4.2	14500	83000	413 095 000
		13.0 - 16.0	22.5	13.0	3.0	4.2	14500	83000	413 105 000
7.8	8.0 - 8.3	4.0 - 7.0	13.5	16.0**	3.8***	5.1	20100	12750	413 150 000
		7.0 - 10.0	16.5	16.0**	3.8***	5.1	21500	12750	413 151 000
		10.0 - 13.0	19.5	16.0**	3.8***	5.1	21500	12750	413 152 000
		13.0 - 16.0	22.5	16.0**	3.8***	5.1	21500	12750	413 153 000

* Strengths at break relate to rivet failure

** Tolerance: ± 0.4

*** Tolerance: ± 0.3

Other designs available on request.



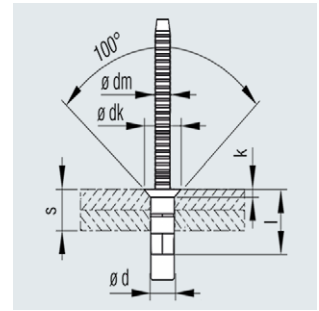
TIBULB® blind rivets

Countersunk 100°

Material

Sleeve:
Stainless steel A2
AISI 304 Cu

Mandrel:
Stainless steel A2:
AISI 304



Nominal \varnothing d [mm]	Bore \varnothing [mm]	Grip range s [mm]	Blind sleeve l +0.5 -0.3 [mm]	Blind rivet head		Mandrel \varnothing dm nom. [mm]	Nominal strength at break*		Article No.
				\varnothing dk [mm]	Height k [mm]		Shear [N]	Tensile [N]	
6.4	6.6 - 6.8	4.8 - 7.8	13.5	10.0	2.0	4.2	10790	8300	413 100 000
		6.8 - 9.8	15.5	10.0	2.0	4.2	12750	8300	413 101 000
		8.8 - 11.8	17.5	10.0	2.0	4.2	13730	8300	413 102 000

* Strengths at break relate to rivet failure

Other designs available on request.



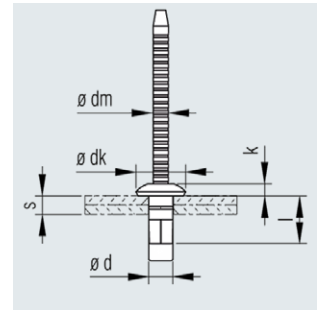
TIBULB® blind rivets

Truss head

Material

Sleeve:
Stainless steel A4
AISI 316 Cu

Mandrel:
Stainless steel A4
AISI 316 Cu



Nominal \varnothing d [mm]	Bore \varnothing [mm]	Grip range s [mm]	Blind sleeve l ± 0.3 [mm]	Blind rivet head		Mandrel \varnothing dm nom. [mm]	Nominal strength at break*		Article No.
				\varnothing dk ± 0.3 [mm]	Height k ± 0.2 [mm]		Shear [N]	Tensile [N]	
4.8	4.9 - 5.1	1.5 - 3.5	9.0	9.8	2.5	3.0	6000	5000	413 600 000
		3.5 - 6.0	11.5	9.8	2.5	3.0	6850	5000	413 601 000
		6.0 - 8.5	14.0	9.8	2.5	3.0	6850	5000	413 602 000
		8.5 - 11.0	16.5	9.8	2.5	3.0	6850	5000	413 603 000
		11.0 - 13.0	19.0	9.8	2.5	3.0	6850	5000	413 604 000
6.4	6.6 - 6.7	2.0 - 4.5	10.5	13.0	3.3	4.2	13700	83000	413 610 000
		4.0 - 6.5	12.5	13.0	3.3	4.2	14500	83000	413 611 000
		5.0 - 8.5	14.5	13.0	3.3	4.2	14500	83000	413 612 000
		7.0 - 10.5	16.5	13.0	3.3	4.2	14500	83000	413 612 000
		9.0 - 12.5	18.5	13.0	3.3	4.2	14500	83000	413 614 000
		11.0 - 14.0	20.5	13.0	3.3	4.2	14500	83000	413 615 000
7.8	8.0 - 8.3	4.0 - 7.0	13.5	16.0**	4.1***	5.1	20100	12750	413 620 000
		7.0 - 10.0	16.5	16.0**	4.1***	5.1	21500	12750	413 621 000

* Strengths at break relate to rivet failure

** Tolerance: ± 0.4

*** Tolerance: ± 0.3

Other designs available on request.



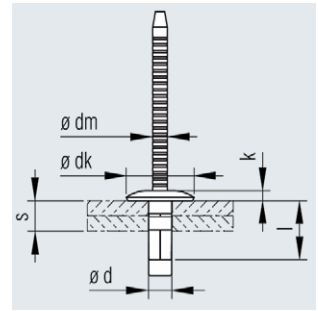
TIBULB® blind rivets

Large truss head

Material

Sleeve:
Stainless steel A4
AISI 316 Cu

Mandrel:
Stainless steel A4
AISI 316 Cu



Nominal \varnothing d [mm]	Bore \varnothing [mm]	Grip range s [mm]	Blind sleeve l ± 0.3 [mm]	Blind rivet head		Mandrel \varnothing dm nom. [mm]	Nominal strength at break*		Article No.
				\varnothing dk ± 0.3 [mm]	Height k ± 0.2 [mm]		Shear [N]	Tensile [N]	
6.4	6.6 - 6.7	2.0 - 4.5	10.5	16.0	3.0	4.1	14500	8300	413 640 000
		4.0 - 6.5	12.5	16.0	3.0	4.1	14500	8300	413 641 000
		5.0 - 8.5	14.5	16.0	3.0	4.1	14500	8300	413 642 000
		7.0 - 10.5	16.5	16.0	3.0	4.1	14500	8300	413 643 000
		9.0 - 12.5	18.5	16.0	3.0	4.1	14500	8300	413 644 000

* Strengths at break relate to rivet failure

Other designs available on request.



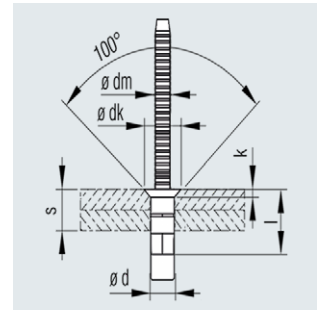
TIBULB® blind rivets

Countersunk 100°

Material

Sleeve:
Stainless steel A4
AISI 316 Cu

Mandrel:
Stainless steel A4
AISI 316 Cu



Nominal \varnothing d [mm]	Bore \varnothing [mm]	Grip range s [mm]	Blind sleeve l +0.5 -0.3 [mm]	Blind rivet head		Mandrel \varnothing dm nom. [mm]	Nominal strength at break*		Article No.
				\varnothing [mm]	Height k ± 0.2 [mm]		Shear [N]	Tensile [N]	
6.4	6.6 - 6.8	4.8 - 7.8	13.5	10.0	2.0	4.2	10790	8300	413 630 000
		6.8 - 9.8	15.5	10.0	2.0	4.2	12750	8300	413 631 000
		8.8 - 11.8	17.5	10.0	2.0	4.2	13730	8300	413 632 000

* Strengths at break relate to rivet failure

Other designs available on request.

TIBULB® Plus blind rivets



Truss head, large grip range

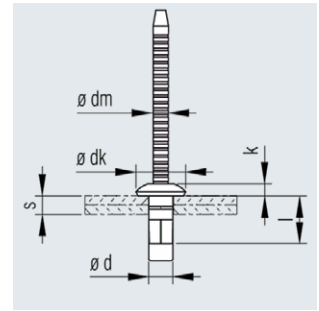
Material

Sleeve:

Steel SAE 1006/1008, galvanised, passivated

Mandrel:

Steel SAE 1015/1022, galvanised, passivated



Nominal \varnothing d [mm]	Bore \varnothing [mm]	Grip range s [mm]	Blind sleeve l ± 0.3 [mm]	Blind rivet head		Mandrel \varnothing dm nom. [mm]	Nominal strength at break*		Article No.
				\varnothing dk ± 0.3 [mm]	Height k ± 0.2 [mm]		Shear [N]	Tensile [N]	
6.5	6.7 - 6.9	2.0 - 4.5	10.5	13.0	3.0	4.2	10790	7900	413 015 900
		3.0 - 6.5	12.5	13.0	3.0	4.2	12250	7900	413 016 900
		5.0 - 8.5	14.5	13.0	3.0	4.2	13730	7900	413 017 900
		7.0 - 10.5	16.5	13.0	3.0	4.2	14120	7900	413 003 900
		9.0 - 12.5	18.5	13.0	3.0	4.2	15400	7900	413 004 900
		11.0 - 14.5	20.5	13.0	3.0	4.2	15400	7900	413 005 900
		13.0 - 16.5	22.5	13.0	3.0	4.2	15400	7900	413 006 900

* Strengths at break relate to rivet failure

Other designs available on request.

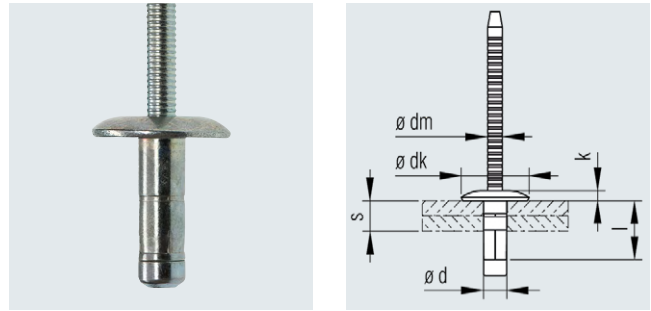


TIBULB® Plus blind rivets

Large truss head, large grip range

Material

<p>Sleeve: Steel SAE 1006/1008, galvanised, passivated</p>	<p>Mandrel: Steel SAE 1015/1022, galvanised, passivated</p>
--	---



Nominal \varnothing d [mm]	Bore \varnothing [mm]	Grip range s [mm]	Blind sleeve l ± 0.3 [mm]	Blind rivet head		Mandrel \varnothing dm nom. [mm]	Nominal strength at break*		Article No.
				\varnothing dk ± 0.5 [mm]	Height k ± 0.3 [mm]		Shear [N]	Tensile [N]	
6.5	6.7 - 6.9	5.0 - 8.5	14.5	19.0	3.0	4.2	12700	7300	413 050 900
		7.0 - 10.5	16.5	19.0	3.0	4.2	13500	7300	413 051 900

* Strengths at break relate to rivet failure

Other designs available on request.